

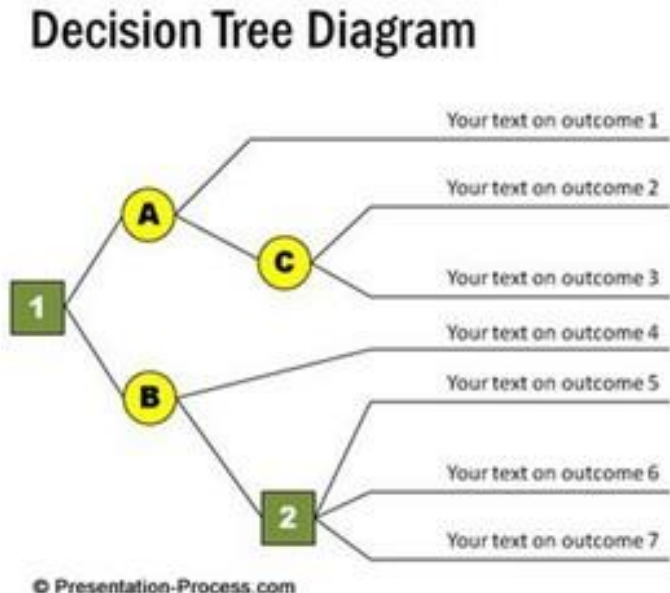





Name: \_\_\_\_\_

Date: \_\_\_\_\_

Unit: Animal Responses to Information

Lesson 4: What is a Decision Tree?

Use the spaces below to design a decision tree that accounts for the decisions the bat makes to catch the moth.

Decision Tree Symbols			Example Design
Shape	Name	Meaning	<h3>Decision Tree Diagram</h3>  <p>© Presentation-Process.com</p>
	Decision node	Indicates a decision to be made	
	Chance node	Shows multiple uncertain outcomes	
	Alternative branches	Each branch indicates a possible outcome or action	
	Rejected alternative	Shows a choice that was not selected	
	Endpoint node	Indicates a final outcome	



# MAKER JOURNAL

Name: \_\_\_\_\_

Date: \_\_\_\_\_

**Design your Decision Tree**

A large, empty rectangular box with a black border, intended for drawing a decision tree.